
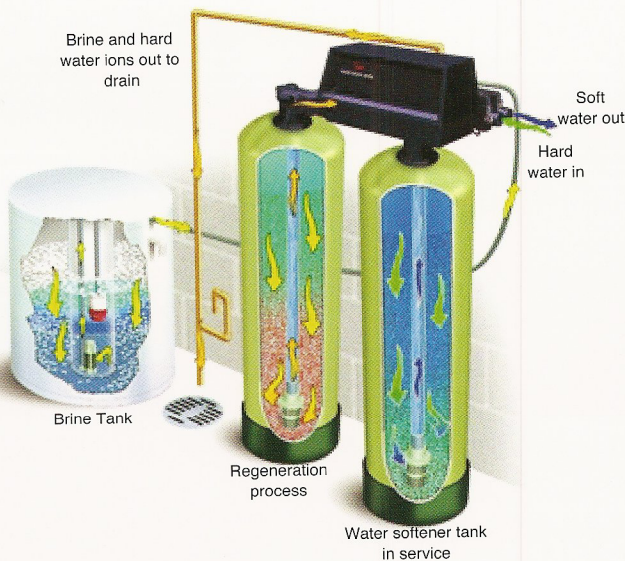



# Sterling PDSM Series

Twin Tank  
Water Softener  
Commercial/Residential



- Twin tanks provide continuous soft water
- 15% savings in both water and salt
- Only pennies per day to operate



### Water Softening Process

Hard water enters the tank in service. As it passes through the resin, the hard water ions are attracted to the resin. By the time the water gets to the bottom of the tank, it's soft.

### Regeneration Process

When the resin becomes saturated with hard water ions, the tank goes into regeneration. Brine water is injected into the tank and rinses the hard water ions off the resin and down the drain. Once the resin is free of the hard water ions, fresh, soft water rinses all the brine out, leaving the tank ready for service.

### Twin tanks provide continuous soft water.

With the new Sterling twin-tank softener system businesses/homes benefit from soft water 24 hours a day, seven days a week. Should your demand for soft water suddenly spike - for instance, from unexpected demand - the second tank of softened water is there as a backup, with an innovative quick connection for seamless switching between the tanks.

Why is soft water so critical to businesses in the first place? Hard minerals in the water can clog plumbing lines, negatively affecting product taste and/or performance. Without soft water more soap and other additives are required to achieve desired results, and stains and mineral residue are common.

### System Specifications:

Model	Max. grain capacity/tank	Grain cap. at factory setting	Standard Meter Range (gal.)	Extended Meter Range (gal.)	Flow Rate				Pipe Size (in.)	Dimensions (inches)		
					Min. (gpm)	Service (gpm)	Peak (gpm)	Back Wash		A	B	C
PDSM24	22,500	18,000	125 - 2100	625 - 10,500	0.25	3	6	1.2	1	52	20	18 x 33
PDSM30	30,000	24,000	125 - 2100	625 - 10,500	0.25	4	8	1.5	1	52	22	18 x 33
PDSM45	45,000	36,000	125 - 2100	625 - 10,500	0.25	6	9	2.4	1	52	25	18 x 33
PDSM60	60,000	48,000	125 - 2100	625 - 10,500	0.25	8	10	2.4	1	62	25	18 x 33
PDSM75	75,000	60,000	N/A	625 - 10,500	0.25	10	11	3.5	1	62	29	18 x 33
PDSM90	90,000	72,000	360 - 5100	1800 - 25,500	0.7	12	16	5.0	1	73	31	24 x 50
PDSM120	120,000	96,000	360 - 5100	1800 - 25,500	0.7	16	22	7.0	1	73	34	24 x 50
PDSM150	150,000	120,000	360 - 5100	1800 - 25,500	0.7	18	24	7.0	1	73	34	24 x 50

# STERLING

## WATER SYSTEMS

12630 US 33 N • Churubusco, IN 46723 • Ph: (260)693-1972